


British Railway Trains & Stations of Southern England

Southern England is a railway enthusiast's paradise, with a rich history and a wide variety of scenic routes. From the iconic stations of London to the picturesque lines that crisscross the countryside, there's something for everyone to enjoy.



British Railway Trains & Stations: Book One - Southern England by Mark Chatterton

★★★★★ 5 out of 5

Language : English
File size : 2195 KB
Text-to-Speech : Enabled
Enhanced typesetting : Enabled
Print length : 39 pages
Lending : Enabled
Screen Reader : Supported



London's Railway Stations

London is home to some of the most famous railway stations in the world. Paddington Station is the terminus for the legendary Orient Express, while Euston Station is the starting point for the Caledonian Sleeper. King's Cross Station is known for its role in the Harry Potter books, and Waterloo Station is one of the busiest stations in the UK.

- Paddington Station

- Euston Station
- King's Cross Station
- Waterloo Station

Paddington Station



Paddington Station is one of the most iconic railway stations in the world. It is the terminus for the Heathrow Express, which provides a fast and convenient link to London Heathrow Airport. Paddington Station is also the starting point for the Great Western Railway, which operates services to the West of England and South Wales.

The station was built in 1838 and is a Grade I listed building. It is a beautiful example of Victorian architecture, with a grand facade and a soaring glass

roof. Paddington Station has been featured in numerous films and television shows, including the Harry Potter series and the James Bond film Spectre.

Euston Station



Euston Station is another major railway station in London. It is the terminus for the West Coast Main Line, which provides services to the North West of England and Scotland. Euston Station is also the starting point for the Caledonian Sleeper, which provides overnight services to Scotland.

The station was built in 1837 and is a Grade I listed building. It is a large and imposing building, with a classical facade and a grand entrance hall. Euston Station has been featured in numerous films and television shows, including the Harry Potter series and the James Bond film Skyfall.

King's Cross Station



King's Cross Station is one of the busiest railway stations in London. It is the terminus for the East Coast Main Line, which provides services to the North East of England and Scotland. King's Cross Station is also the starting point for the Eurostar, which provides high-speed services to Paris and Brussels.

The station was built in 1852 and is a Grade II listed building. It is a large and impressive building, with a Gothic facade and a grand entrance hall. King's Cross Station has been featured in numerous films and television shows, including the Harry Potter series and the James Bond film GoldenEye.

Waterloo Station



Waterloo Station is one of the busiest railway stations in the UK. It is the terminus for the South Western Main Line, which provides services to the South West of England. Waterloo Station is also the starting point for the Eurostar, which provides high-speed services to Paris and Brussels.

The station was built in 1848 and is a Grade I listed building. It is a large and imposing building, with a classical facade and a grand entrance hall. Waterloo Station has been featured in numerous films and television shows, including the Harry Potter series and the James Bond film Spectre.

Scenic Railway Routes of Southern England

In addition to its famous stations, Southern England is also home to a wide variety of scenic railway routes. The following are just a few of the many highlights:

- The Brighton Main Line runs from London Victoria to Brighton, passing through the beautiful Sussex countryside.
- The West of England Main Line runs from London Paddington to Penzance, passing through the rolling hills of Wiltshire and Devon.
- The Cotswold Line runs from London Paddington to Hereford, passing through the picturesque Cotswolds.
- The South Western Main Line runs from London Waterloo to Weymouth, passing through the stunning New Forest.


Day Trips and Weekend Getaways

Southern England's railways make it easy to explore the region on a day trip or weekend getaway. Here are a few ideas:

- Take a day trip from London to Brighton, a vibrant seaside town with a wide variety of shops, restaurants, and attractions.
- Spend a weekend in the Cotswolds, a beautiful region of rolling hills and picturesque villages.

- Take a train to the New Forest, a vast expanse of ancient woodland and heathland.
- Visit the Isle of Wight, a beautiful island off the coast of Hampshire.

Southern England is a railway enthusiast's paradise, with a rich history and a wide variety of scenic routes. From the iconic stations of London to the picturesque lines that crisscross the countryside, there's something for everyone to enjoy. So what are you waiting for? Book your train tickets today and start exploring the wonderful world of British railway travel.



British Railway Trains & Stations: Book One - Southern England

by Mark Chatterton

★★★★★ 5 out of 5


Language : English
File size : 2195 KB
Text-to-Speech : Enabled
Enhanced typesetting : Enabled
Print length : 39 pages
Lending : Enabled
Screen Reader : Supported





Build Your Own 12 Tray Fodder System: Half Pint Homestead Plans and Instructions

Are you ready to take control of your livestock's nutrition and embark on a journey of sustainable farming? Look no further than our Half Pint...



Unleash the Power of Evolutionary Psychology: Embark on a Journey of Human Understanding

Embark on an Evolutionary Adventure: "The Handbook of Evolutionary Psychology Volume Integrations" Prepare yourself for an extraordinary journey...