

10 Mixed Media Projects to Cross Stitch: A Comprehensive Guide

Welcome to the world of mixed media cross stitch, where creativity knows no bounds! This comprehensive guide will take you on a journey through 10 unique and inspiring projects that seamlessly blend the art of cross stitch with a variety of mediums.



Dye-Namic Cross Stitch: 10 Mixed Media Projects to Cross Stitch by Daniel Hall

★★★★☆ 4.6 out of 5

Language : English
File size : 50207 KB
Text-to-Speech : Enabled
Screen Reader : Supported
Enhanced typesetting : Enabled
Print length : 89 pages
Lending : Enabled



Whether you're a seasoned cross stitcher looking to expand your horizons or a beginner eager to explore the possibilities, this guide has something for everyone. Each project is carefully crafted to provide step-by-step instructions, detailed materials lists, and vibrant images that will inspire you to create your own mixed media masterpieces.

Chapter 1: The Basics of Mixed Media Cross Stitch

Before embarking on our creative journey, let's cover some essential basics of mixed media cross stitch:

- **Choosing the right fabrics:** Mixed media projects often involve multiple fabrics, so selecting the appropriate materials is crucial. Consider the weight, texture, and color of your fabrics to create visually appealing combinations.
- **Embroidery threads:** Experiment with different types of embroidery threads to add depth and texture to your cross stitch. Metallic, variegated, and textured threads can enhance the visual impact of your projects.
- **Embellishments:** From beads and sequins to ribbons and lace, a wide range of embellishments can transform your cross stitch creations into captivating masterpieces. Use them sparingly or go all out to create a truly unique and personal touch.

Chapter 2: 10 Mixed Media Projects to Inspire

Now, let's dive into the heart of this guide: 10 mixed media projects that will ignite your creativity:

1. Enchanted Forest Cross Stitch

Embark on a whimsical journey through an enchanted forest filled with vibrant cross-stitched animals and shimmering metallic threads. This project combines the magic of nature with the precision of cross stitch to create a breathtaking wall hanging.



2. Watercolor and Cross Stitch Landscape

Capture the beauty of nature with a serene watercolor and cross stitch landscape. Paint a tranquil background and then add intricate cross stitch details to create a stunning piece of art that combines the fluidity of paint with the precision of thread.



3. Fabric Collage and Cross Stitch Wall Art

Transform scraps of fabric into a vibrant masterpiece with a fabric collage and cross stitch wall art. Arrange colorful fabrics, stitch them together, and add cross-stitched embellishments to create a unique and eye-catching display.



4. Cross Stitch and Bead Embroidery Jewelry

Add a touch of elegance to your accessories with cross stitch and bead embroidery jewelry. Create intricate pendants, earrings, or bracelets by combining delicate cross stitches with shimmering beads to make truly unique wearable art.



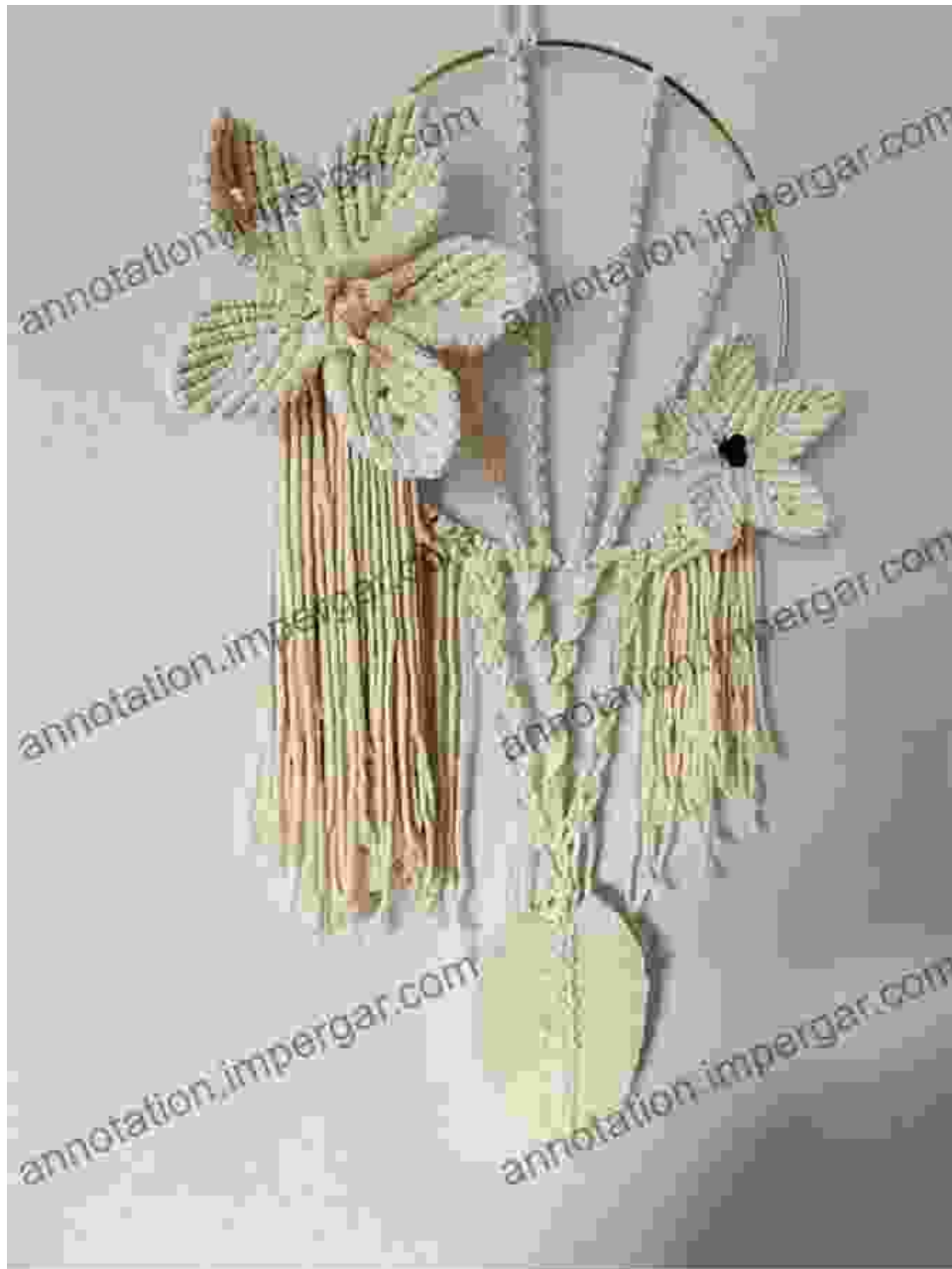
5. Cross Stitch and Punch Needle Pillow

Create a cozy and stylish pillow by combining cross stitch with punch needle techniques. Punch needle adds texture and dimension to your cross-stitched designs, resulting in a captivating pillow that will elevate any room's decor.



6. Cross Stitch and Macrame Wall Hanging

Embrace the bohemian spirit with a cross stitch and macrame wall hanging. Create a intricate cross-stitched panel and suspend it from a macrame frame to add a touch of texture and warmth to your living space.



7. Cross Stitch and Felt Appliqué Garland

Celebrate special occasions with a whimsical cross stitch and felt appliqué garland. Stitch cheerful motifs onto felt shapes and string them together to create a festive decoration that will add a touch of joy to any room.



8. Cross Stitch and Stencil Art Canvas

Combine the precision of cross stitch with the spontaneity of stencil art. Create a unique canvas by using stencils to add vibrant patterns and textures to your cross-stitched designs.



9. Cross Stitch and Paint on Wood

Transform ordinary wooden surfaces into extraordinary works of art with cross stitch and paint. Paint colorful backgrounds and then add intricate cross stitches to create decorative signs, coasters, or ornaments.



10. Cross Stitch and Embroidery Sampler

Expand your embroidery skills with a cross stitch and embroidery sampler. Experiment with a variety of embroidery stitches, beads, and ribbons to create a comprehensive showcase of your mixed media talents.



With '10 Mixed Media Projects to Cross Stitch', you're embarking on a creative journey that will unlock endless possibilities for your cross stitch creations. Each project is carefully curated to guide you through the process of combining cross stitch with a variety of mediums, empowering you to create unique and expressive works of art.


Whether you're a seasoned crafter or just starting your artistic exploration, this guide will ignite your imagination and inspire you to push the boundaries of cross stitch. So gather your materials, grab your needle, and let the magic of mixed media transform your handmade treasures into captivating masterpieces.



Dye-Namic Cross Stitch: 10 Mixed Media Projects to Cross Stitch


★★★★☆ 4.6 out of 5

- Language : English
- File size : 50207 KB
- Text-to-Speech : Enabled
- Screen Reader : Supported
- Enhanced typesetting : Enabled
- Print length : 89 pages
- Lending : Enabled



Build Your Own 12 Tray Fodder System: Half Pint Homestead Plans and Instructions

Are you ready to take control of your livestock's nutrition and embark on a journey of sustainable farming? Look no further than our Half Pint...



Unleash the Power of Evolutionary Psychology: Embark on a Journey of Human Understanding

Embark on an Evolutionary Adventure: "The Handbook of Evolutionary Psychology Volume Integrations" Prepare yourself for an extraordinary journey...